


2019

2019 12

	1
	1
1	1
2	2
	5
1	5
2	8
	9
1	9
2	11
	11
1	11
2	12



光华管理学院
Guanghua School of Management



1

2

9

8

2

3

2019

4



光华管理学院
Guanghua School of Management

2

2019 31 28
3 A 5 B 13
1

English Article

[1] , J. Li and P.-S. Zhong, (2019) Two-Sample and ANOVA Tests for High Dimensional Means, , Vol. 47, No. 3, 1443-1474.

A

[2] Mao, X., and Wong, R, (2019) Matrix Completion with Covariate Information, Vol. 114, No. 525, 198–210.

A

[3] Gao, Z., Ma, Y., , and Yao, Q. (2019) Banded spatio-temporal autoregressions, , 208(1): 211-230.

[4] Zhu, X., Chang, X., Li, R., and (2019) Portal nodes screening for large scale social networks, , 209(2): 145-157.

[5] Xu, K., Wang, J., Pan, R., and (2019) Photographic diary: A new estimation approach to pm2.5 monitoring, , 12(3):387-395.

[6] Sun, L., Zheng, X., Jin, Y., Jiang, M., and (2019) Estimating promotion effects using big data: A partially profiled LASSO model with endogeneity correction, , 50(4):816-846. B

[7] Zhou, J., Zhou, J., Ding, Y., and (2019) The magic of danmaku: A social interaction perspective of gift sending on live streaming platforms, , 34.

[8] Zhu, X., Wang, W., , and Wolfgang Karl Hardle, (2019) Network quantile autoregression, , 212(1):345-358.

- [9] Chang, X., Huang, D., and (2019) A popularity scaled latent space model for large-scale directed social network, , 29(3):1277-1299. **B**
- [10] Chen, Yu; Pan, Rui; Guan, Rong; , (2019) A case study for Beijing point of interest data using group linked Cox process, , 12(2):331-344.
- [11] Liu, Weiyi; , (2019) Volatility Estimation and Jump Testing via Realized Information Variation, , 40(5):753-787.
- [12] ; Wu, Linjia, (2019) Exact simulation of the Ornstein-Uhlenbeck driven stochastic volatility model, , 275(2):768-779. **B**
- [13] ; Ye, Yongxin, (2019) Pricing and Exercising American Options: an Asymptotic Expansion Approach, , 107. **B**
- [14] Li, Shuo; , (2019) A joint test for parametric specification and independence in nonlinear regression models, , 38(10):1202-1215. **B**
- [15] ; Tae-Hwy Lee, (2019) Forecasting using supervised factor models, , 4(1):12-27.
- [16] Chen, Ye; , (2019) Is Stock Price Correlated with Oil Price? Spurious Regressions with Moderately Explosive Processes, , 81(5):1012-1044. **B**
- [17] Shuo Li a and (2019) A Simple Joint Test for Parametric Specification and Independence in Nonlinear Regression Models, , 38(10):1202-1215. **B**
- [18] Yu Ren, , Yanping Yi, (2019) Balanced Predictive Regressions, , 54:118-142. **B**

[19] , Ying Wang, (2020) Heteroskedastic functional coefficient regress

A

[28] Zhang, Junni L.; Bryant, John; Nissen, Kirsten, Bayesian small area demography, Survey Methodology, 45(1):13-29.

[1]

32 2 67-76

[2]

, PM2.5 ---

11 39

A

[3]

39 4 839-853

A

[1]

1

2019

30

1	2019/2/28	Ao Wang	Center for Research in Economics and Statistics	Identification and Estimation of Demand for Bundles: The Case of the RTE Cereal Industry
2	2019/3/14	Yijie Peng	Peking University	Distribution Sensitivity Estimation and Its Applications
3	2019/3/21	Bimal Sinha	University of Maryland, Baltimore County	Statistical Analysis of Noise Multiplied Data Using Multiple Imputation
4	2019/3/28	Zhonghua Liu	University of Hong Kong	Large-Scale Mediation Effect Signal Detection in Genome-wide Epigenetic Studies
5	2019/3/28	Kun Kuang	Tsinghua University	Causal Inference and Stable Learning

			London School of	
6	2019/4/10	Qiwei Yao	Economics and Political Science	Estimation of Subgraph Densities in Noisy Networks
7	2019/4/18	Falong Tan	Hunan University	Adaptive-to-model checking for regressions with diverging number of predictors
8	2019/4/25	Xinyu Zhang Wing	Chinese Academy of Sciences	Parsimonious Model Averaging with a Diverging Number of Parameters
9	2019/5/9	Hung Wong	Stanford University	The joint analysis of bulk and single cell genomics data
10	2019/5/16	Liping Zhu	Renmin University of China	A PROJECTIVE APPROACH TO CONDITIONAL INDEPENDENCE TEST FOR DEPENDENT PROCESSES
11	2019/5/23	Chanying Li	the Key Laboratory of Systems and Control, CAS	Feedback limitations in nonlinear discrete-time control
12	2019/5/23	Yi Zhou	Peking University	One-Child Policy, Marriage Distortion and Welfare Loss
13	2019/5/24	Fang Fang	East China Normal University	An Asympto

26	2019/11/7	Ye Chen	Capital University of Economics and Business	Common Bubble Detection in Large-Dimensional Financial Systems
27	2019/11/14	Leonardo T. Rolla	NYU Shanghai	Local and Global Behavior of the Subcritical Contact Process
28	2019/11/28	Christina Wang	NYU Shanghai	Estimating and Forecasting Volatility using Leverage Effect
29	2019/11/28	wang qiying	The University of Sydney	Nonlinear regression with nonstationarity and heteroscedasticity
30	2019/12/26			Analysis of censored family data under biased sampling and its efficient two-phase design

2

NO

1	2019. 01. 23 -02. 19.	I ova,	I ova	AAAS
2	2019. 03. 23 - 28			
3	2019. 04. 07 - 11	Sheffei l d	Professor A O Hagan Ltd	SHELF
4	2019. 04. 29 -05. 03.			
5	2019. 07. 11 - 22			
6	2019. 07. 18 -08. 18			
7	2019. 07. 29 -08. 17	Denver,	JSM Michi gan State	
8	2019. 08. 08 - 15	Ames	E	
9	2019. 0. 9			
			CJ	



17	&			2	3	1-12	30	
18				2	3	1-12	30	
19	&			2	3	1-12	30	
20	MBA			2	3.8	1-9	50	
21	MBA			1	3	13-15	50	
22	MBA			2	30	10	80	
23	EMBA						46	
24	EMBA						45	
25	EMBA						59	
26	EMBA						51	
27	ExEd							
28	ExEd							

2

19

16

3

2

4

MBA

4

BA

3

35

1

„λ 0 σρ•κω ς

2

2

J

14 AY

6				3	3	1-16	100	
7				3	3	1-16	70	
8	&	Regression Analysis in Management Research		2	3	1-12	30	
9	&			2	3	1-12	30	
10	BA	R		2	6	1-6	50	
11	BA			2	6	8-13	50	
12	BA			2	6	8-13	50	
13	MBA			2	3.8	0-9	65	
14	MBA			2	3.8	0-9	65	
15	MBA			2	3.8	0-9	65	
16	MBA	Data Analysis and Statistical Decision-making	R	2	4	1-9	50	Chen Songxi

2

7 2 19 5 9 8 19

1

1	4 15	2019	60





2019

2

J. Qi

1	1	7	1	7		Wharton School of the University of Pennsylvania
2	1	12	1	31		University of Nebraska - Lincoln
3	2	7	2	18	John Bryant	Statistics New Zealand
4	2	17	2	19	Ao Wang	Center for Research in Economics and Statistics
5	2	18	4	12		
6	2	18	4	12		
7	3	14	3	15	Yijie Peng	Peking University
8	3	14	3	14		Wharton School of the University of Pennsylvania
9	3	21	3	22	Bimal Sinha	University of Maryland, Baltimore County
10	3	28	3	29	Zhonghua Liu	University of Hong Kong
11	3	28	3	29	Kun Kuang	Tsinghua University
12	4	1	4	26		London School of Economics and Political Science

waf



UCLA



41	8	27	7	1		
42	6	28	8	4		
43	7	2	7	5		Uni versi ty of Connecti cut
44	7	8	7	11		Uni versi ty of Nebraska - Li ncol n
45	8	3	8	20		London School of Economi cs and Pol i ti cal Sci ence
46	8	11	8	12		
47	8	11	8	14	! zrfey E	Templ e Uni versi ty / nvi 16 Hong Kong
48	9	2	9	8		
49	9	5	9	6	Ti mothy Hi ggi ns	the Austral ian National Uni versi ty
50	9	24	9	25		
51	9	26	9	27		
52	10	24	10	25		
53	10	25	11	5		
54	11	6	11	7		
55	11	12	11	13		
56	11	13	11	15	Leonardo T. Rol la	NYU Shanghai
57	11	15	11	18		
58	11	28	11	29	Chri sti na Dan Vang	NYU Shanghai
59	11	28	11	29	Qi yi ng Vang	The Uni versi ty of Sydney
60	11	29	11	30		
61	12	6	12	8		

T, s t n a

